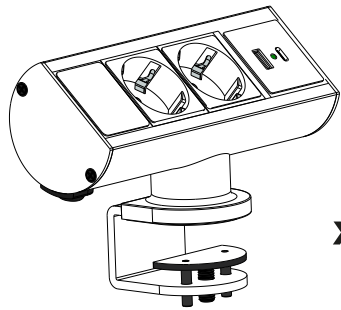


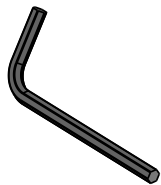
# axessline

Axessline Desk  
2 socket type F, 1 USB-C & 1 USB-A charger  
User manual 9102000109

## CONTENT:

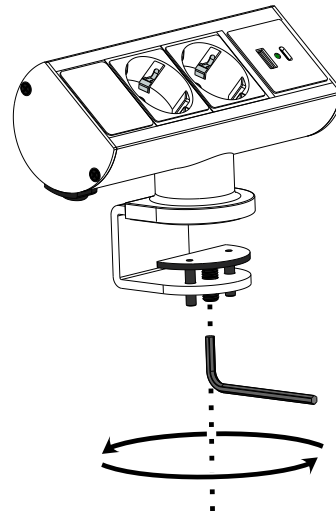


x1

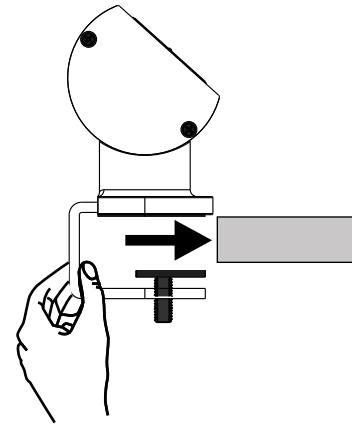


x1

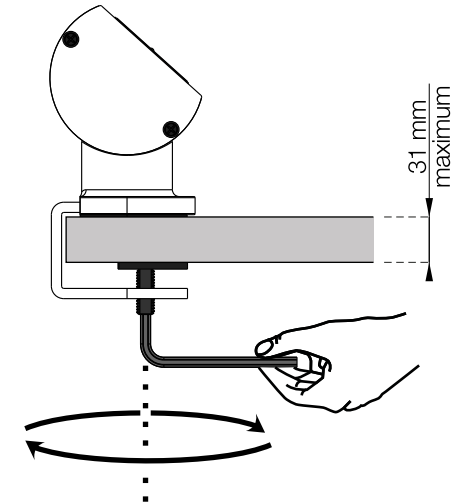
- 1** LOOSEN CLAMP  
Use 4 mm Allen key to loosen the hexagon cup point screw. Turn counter-clockwise to loosen.



- 2** POSITION TO EDGE OF TABLE  
Position the clamp so that the edge of the table top touches the edge of the clamp.



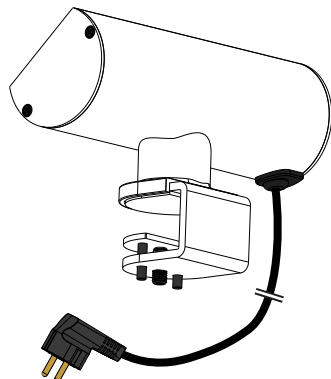
- 3** FASTEN CLAMP  
Use 4 mm Allen key to tighten the hexagon cup point screw. Turn clockwise to tighten and ascertain that the product does not move if pushed or pulled.



- 1 USB-A & 1 USB-C  
Charger ports  
(5V, 3.1A)

- 2 Power sockets  
(Type F)

- 1 Type F plug  
1500 mm



- 4** PLUG IT IN  
Plug the power plug to the intended power socket and start using.

